

6th Grade



LESSON 1

Materials

- Large Sticky notes
- Markers
- Technology for showing video
 - <https://youtu.be/Gn7ZQ2x0cOE>
- Anonymous question box
- Papers for anonymous questions



Introduction

Introduce yourself

Introduce WISH and when students might have interacted with WISH services (shelter, GOTR/LMR, presentations in another school).

Discuss Erin's Law/Bree's Law & School partnership

Give mandatory reporting intro.

- If students disclose harm to them that has never been brought to proper channels (OCS or police) or is currently happening
- If student expresses thoughts of harming themselves or others, must report
- If students want to ask questions- using "my friend" or "what if"

Does anyone remember us from last year? What did we talk about?

Anonymous question box:



- Notes
- If harm or threats are disclosed, that paper will be turned over to people who can help get them safe at the school (Principal and counselor). WISH staff is not involved with the process of trying to identify the students.

ICE BREAKER

Tell your name and share something special about you.



This Photo by Unknown author is licensed under [CC BY-SA-NC](#).

Classroom Guidelines



This Photo by Unknown author is licensed under [CC BY-SA-NC](#).

Safety and Personal Freedom

Raise your hand

If you	spend time home alone
If you	spend time at home when you're in charge of your younger brothers or sisters
If you	go to the park or play outside alone or with siblings
If you	go to the park or play outside with just friends

Safety and Personal Freedom

As you get older you get more personal freedom, this means that you are responsible for your own safety and recognizing unsafe situations. There may be times when there is not an adult around to report to or get help from. There may also be times that you are not only responsible for your own safety but the safety of others, such as younger brothers or sisters.

Being on your own can be a lot of fun, but when no adults are around you are in charge of your own safety. What are some situations that could be unsafe when you're alone or just with friends?

With the freedom that we get as we get older we also have our personal power, our personal power gives us the tools to help us make safe decisions that help ourselves and others

Warm Up Questions

- **Who in this class is in a relationship?**
- Follow up:
- Anyone didn't like that I asked that question?
- What comes to mind when I asked that question? (Answers: Dating)
- We are going to be talking about all kinds of relationships! Friendships, classmates, family, teammates – these are all relationships.
- **Why are healthy relationships Important?**

• Graffiti activity:

What does a healthy relationship look like?

- If you were looking at a relationship (any kind: family, friendship, dating): what would you see that would make you think it was healthy?
- Unhealthy?

Feel like?

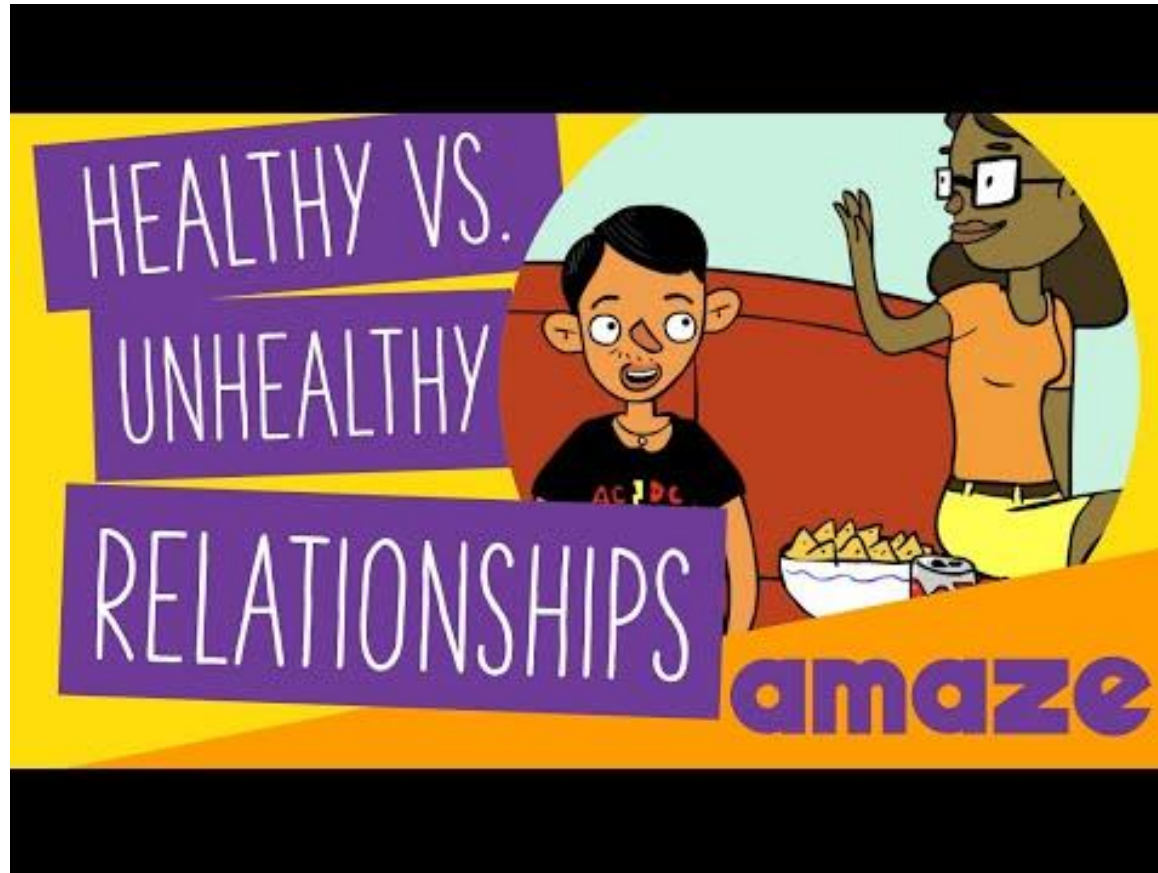
- How do you feel when you are in a healthy relationship (any kind: friendship, family, teammates). How do you feel in your body? How do you feel in your emotions?
- Unhealthy?

Sound like?


- If you were listening to a relationship (any kind: family, friendship, dating): what would you hear that would make you think it was healthy?
- Unhealthy?

Healthy vs Unhealthy relationships

<https://youtu.be/Gn7ZQ2x0cOE>



Anonymous question box:



All done for today!!!



This Photo by Unknown author is licensed under [CC BY-SA-NC](#).

6th Grade

- Lesson 2





Materials

- Post it or scrap paper
- Markers
- Technology for showing video
- Types of Bullying & Harasment Graphic
- Anonymous question box
- Papers for anonymous questions

Questions Time



Types of Bullying and Harassment

- What is Bullying? What is harassment?

Harassment

- Unwanted comments, gestures, or actions that make a person feel unsafe.
- **Show: Amaze.org**
“Teasing: Not Just Harmless Fun”
<https://youtu.be/nKKDsluMaKU>



• Bullying:

- Is similar to harassment but has three key features: It is repeated, there is intent to harm, and a power imbalance exists between the people involved.
- From where power imbalances come from? (popularity, academic standing, financial, racial, ability, gender, etc.)
- **Amaze.org “What is Bullying?”**
 - <https://youtu.be/KQZ9hDDz704>



Sexual Harassment



<https://youtu.be/HKk-pbeW3ic?si=aMigi6ZWMArM9AbV>

Bullying graphic in Alaska 2022

Online Bullying 68%
Agreed

Students at school are
often picked on or
teased 70% agree

When students see
another student being
picked on, they try to
stop it 25% agreed

Most students in this
school like to put
others down 42%
disagree

This School is being
ruined by bullies 61%
disagree

Activity: Type of Violence
Divide class in 5 groups or they work all together:
Each group must think of examples of different types of bullying under this topics.

Electronic/digital (cyber)

Verbal

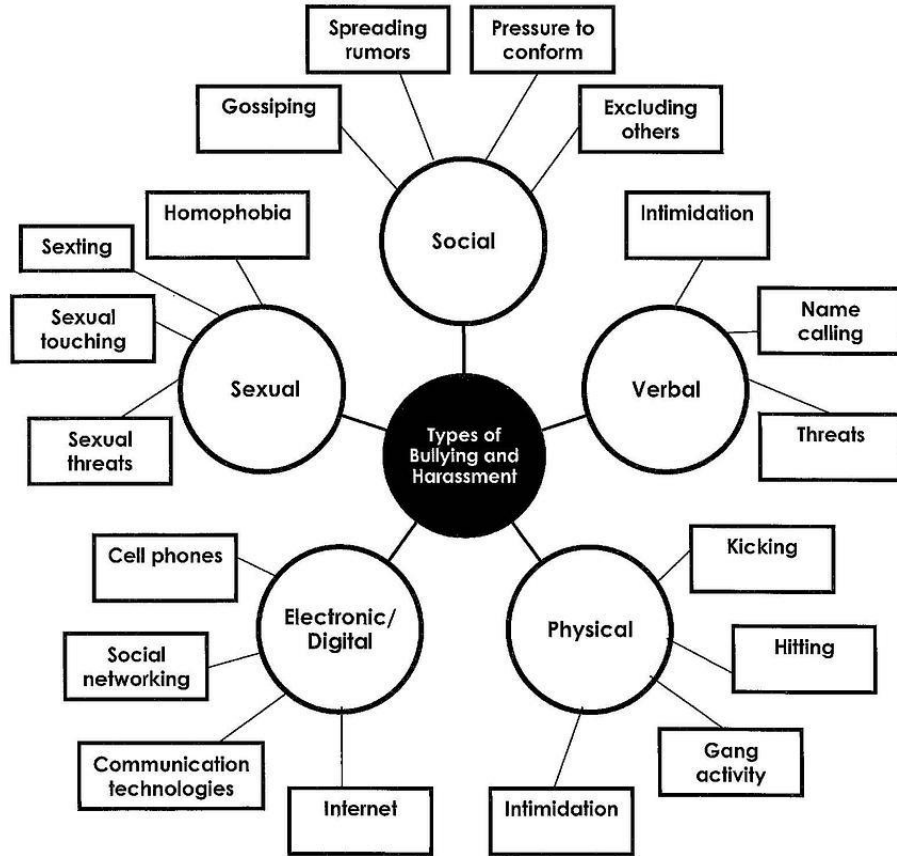
Social

Physical

Sexual

2.0 REF

TYPES OF BULLYING & HARASSMENT GRAPHIC ORGANIZER – ANSWERS



Grade 7 USA (Alaska)

- 14 -

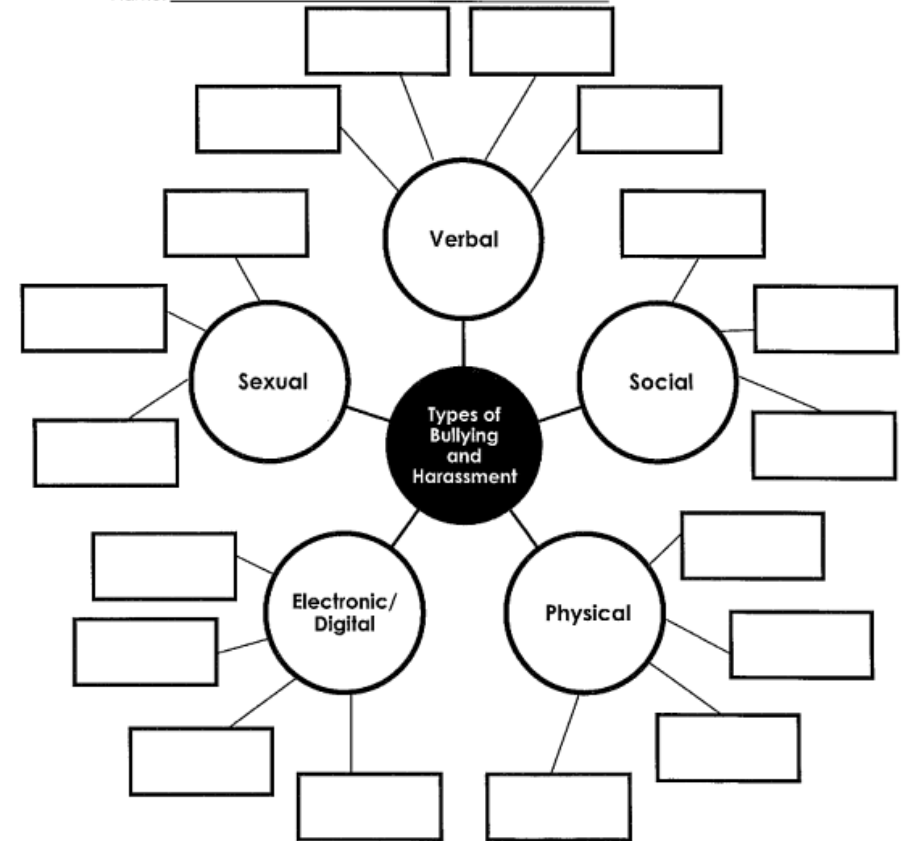
2016

Prepared exclusively for Agnes Moran | jd.m@wishak.org | Transaction: 1418 | Do not redistribute

2.0 H

TYPES OF BULLYING & HARASSMENT GRAPHIC ORGANIZER

Name: _____




Grade 7 USA (Alaska)

- 13 -

2016

Prepared exclusively for Agnes Moran | jd.m@wishak.org | Transaction: 1418 | Do not redistribute

A large, irregular pink brushstroke shape serves as a background for the text. It has a soft, painterly texture with visible brush marks and a slightly darker pink outline.

*Be part of the
solution, not part of the
problem
Be the change!*

Stephen R. Covey

A large, horizontal, pink brushstroke graphic that serves as a background for the title. It has a soft, painterly texture with visible bristles and a slight gradient of pink.

Activity Discussion

We are done!!



6th Grade

- Lesson 3



Materials

- Post it or scrap paper
- Technology for showing video
 - <https://www.youtube.com/watch?v=h3nhM9UIJjc>
- Anonymous question box
- Papers for anonymous questions



Define is Consent?

Clear, verbal, and sober approval of something.

Consent is freely given by word or action

Can you legally give consent right now?



CONSENT

for

KIDS

Consent Activity

- Draw happy face, frowny face or indifferent face depending on if they think the person in the situation got consent or not

- Go over situations:

Can consent if they are under the influence of drugs, alcohol or are asleep?




- Talk about power imbalances
- Who could you talk to if you ever feel like your consent was being ignored?
- There are laws around consent, it is not okay to assume someone is consenting, it is not okay for people to abuse their power, consent should be ongoing and open discussion, respecting boundaries.

Unit 3: Human Development & Sexual Health

Lesson #5: Consent

5.1 H

CONSENT CARDS



1. **Situation:** Raine is texting her friend. At the same time, her Mom is talking on the other phone. Raine asks her Mom if her friend can stay over. Her mom looks at her and smiles but continues talking.
Action: Raine texts her friend to stay over.
Thoughts: Was consent given by Mom?

2. **Situation:** Justice needs \$20.00 because she is going to a friend's house and they plan to go to the movies. Her Dad is out in the back yard working. She yells out, "Hey Dad, can I have \$20.00 from your wallet that's on the table." Dad looks up but is busy, doesn't quite hear and waves.
Action: Justice is in a hurry because her friend's parents are waiting in the driveway to pick him up. He takes the \$20.00 and leaves.
Thoughts: Was consent given by Dad?

3. **Situation:** Carrie asks Jamal to borrow his iPad at lunch for ten minutes. Jamal replies, "Yes for sure...no problem at all but I will need it back in ten minutes."
Action: Carrie takes the iPad and uses it for a few minutes, and then returns it.
Thoughts: Was consent given by Jamal?

Grade 7 USA [Alaska]

- 190 -
State of Alaska - Printing License June 2017 to June 2018

2016

THE END



6th Grade

- Lesson 4





Materials

- Post it or scrap paper
- Markers
- Yappy Handouts
- Technology for showing video
 - <https://www.commonsense.org/education/videos/teen-voices-who-youre-talking-to-online>
- Anonymous question box
- Papers for anonymous questions

Warm up questions

Who has a cell phone?

Does a caregiver monitor your use that you know of?

Who has a school computer?

What do you know about monitoring those machines?

Who talks to their friends using a computer or a cell phone?

What apps do you use to communicate?

What are some things you know about being safe on the internet?
What are some of the benefits and risks of talking to people online? (What are the positives of being connected online? What are the negatives?)

Reflection Moment

- <https://www.commonsense.org/education/videos/teen-voices-who-youre-talking-to-online>



Watch & Reflect

NAME _____

DATE _____

Directions

After watching the [Teen Voices: Who You're Talking to Online](#) video, answer the questions below.

1. What are some of the benefits -- and risks -- of talking with people online that you don't know face-to-face?

2. What's one comment in the video you agree with, and why?

3. What do you share with others online?

Questions

- How can we know if it is safe to share something with someone online?
- What are some internet behaviors that are unsafe?
 - Asking you to keep information secret
 - Flirting with you
 - Asking you about anything private (phone number, address, school you attend)
 - Making you feel pressured to do anything
 - Causing you to feel untrue to yourself or your values
 - Asking you to meet in person
 - Asking you to send pictures of yourself
 - Inviting you to chat but telling you not to tell anyone else

Safety on Social Media

- How to protect personal information

**Don't yap about
your YAPPY
online...**

Your full name
Address (home/school/email)
Phone number
Passwords
Your plans and birthday

**Think carefully
before revealing...**

your opinions information
geolocation about others
clubs/teams
photos/videos
holiday plans



CC BY NC ND

www.kathleenamorris.com

How to protect your reputation online





Not encouraging other people to break rules




Speaking out when we see things happening




Not posting things we might regret- would you want your grandma to read it or see it?

Consequences of breaking the internet rules



- 
- Give some examples of consequences of breaking internet rules (hurt feelings, unwanted pictures online, embarrassment, losing access to device, etc.)

- 
- Alaska has an anti-harassment law that includes cyberbullying as a misdemeanor crime

A large, irregular pink brushstroke shape serves as a background for the main text. It has a soft, painterly texture with visible brush marks.

Cyber Bullying- Is it as
harmful as in-person
bullying?

Being safe on the internet

<https://youtu.be/HxySrSbSY7o>



Thank You!



Prevention and Education Department

Lessons are from the "Fourth R" and "Second Step" curriculums and comply with the Alaska Safe Children's Act standards.

Contact: jd.m@wishak.org for more information

